

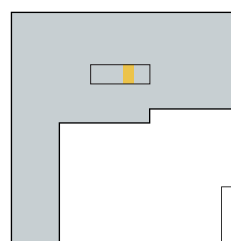
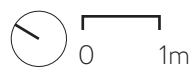


PIANO PRIMO

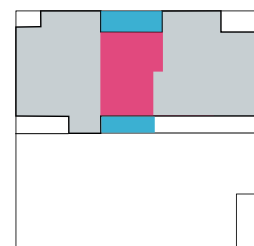
■ Area abitazione:	69,9	m ²
■ Area terrazze:	29,2	m ²
■ Area cantina:	3,0	m ²
Mq commerciali	79,4	m ²

Uso degli spazi comuni:

Atrio; sala comune;
sala wellness; lavanderia; giardino.



PT



P1