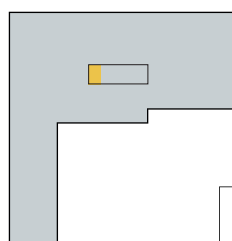
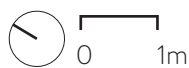


PIANO PRIMO

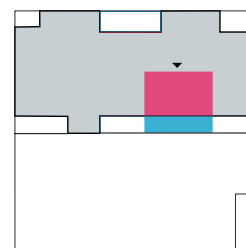
- Area abitazione: 48,5 m²
- Area terrazze: 21,9 m²
- Area cantina: 3,0 m²
- Mq commerciali 55,8 m²

Usò degli spazi comuni:

Atrio; sala comune;
sala wellness; lavanderia; giardino.



PT



P1